

Registering VirtualVP

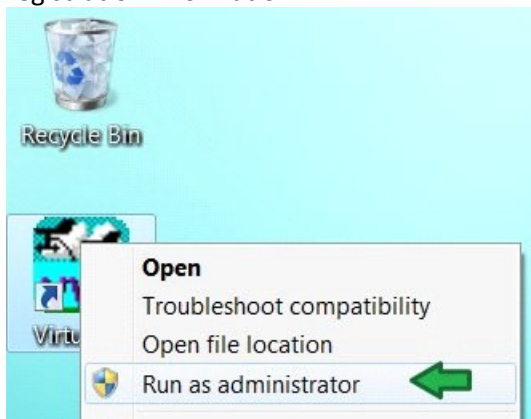
Dec 6, 2009

©2009 SoftWx, Inc.

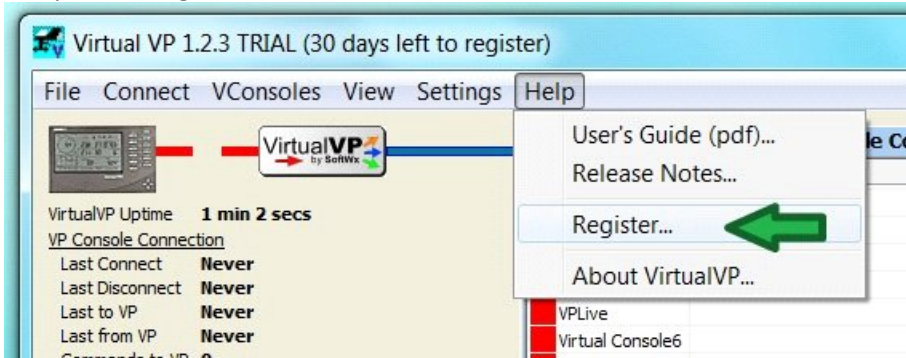
1) You can register VirtualVP at <http://shop.softwx.com> for \$30 (circa 20,25€). You only need to register once. After that, upgrades, both major and minor, are free.



2) After registering, you will receive an email with your registered serial number and key. For Vista and Windows 7 computers, you must run VirtualVP as administrator when you enter the registration information.



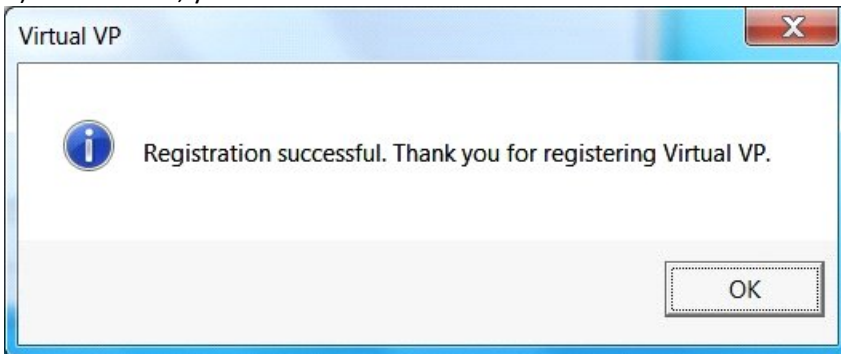
3) Open the registration window...



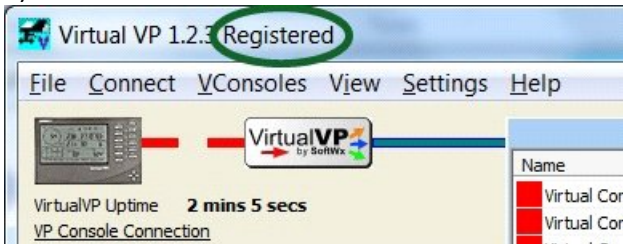
4) and enter the serial number and key you received.




5) If successful, you should see this:



6) and:



7) You can now close VirtualVP...



8) And from now on, run normally.

